

Quick-Fitting Joint for Swiveling and Swinging Connection Rotary Joint

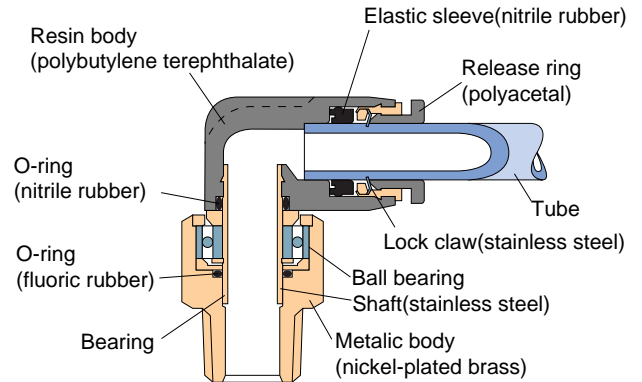
Features

- These piping joints are used for swiveling and swinging connections.
- The joints incorporating a bearing, are suited for fast swiveling and swinging connections.

Specification

Fluid admitted	Air
Service pressure range	0~150 psi (0~0.9MPa)
Working vacuum	-29.5 in.Hg (-100kPa)
Service temperature range	32~140°F (0~60°C)

Construction



Maximum revolution of Rotary Joint

Tube dia.	φ4mm, φ5/32inch	φ6mm, φ3/16, φ1/4inch	φ8mm, φ5/16inch	φ10mm, φ3/8inch	φ12mm, φ1/2inch
max.rev.	500 r.p.m		400 r.p.m	300 r.p.m	250 r.p.m

Model Designation (Example)

Model Designation: **RC** (1) **6** (2) **01** (3) **U** (4)

(1) Type

(2) Tube dia.

Tube dia.	mm size					Inch size					
Code	4	6	8	10	12	5/32	3/16	1/4	5/16	3/8	1/2
Size(mm)	φ4	φ6	φ8	φ10	φ12	φ5/32	φ3/16	φ1/4	φ5/16	φ3/8	φ1/2

(3) Thread size

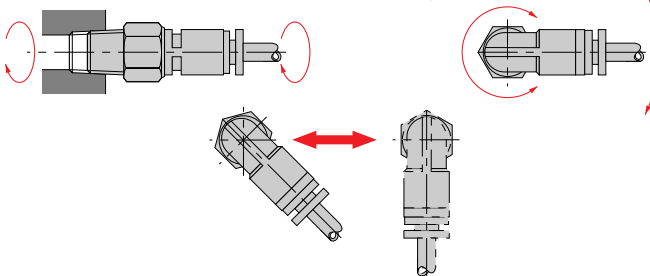
Code	Metric thread(mm)		Taper pipe thread			
	M5	M6	01	02	03	04
Size	M5x0.8	M6x1.0	R1/8	R1/4	R3/8	R1/2
	United fine thread		American standard taper pipe thread			
Code	U10		N1	N2	N3	N4
Size	10-32UNF		NPT1/8	NPT1/4	NPT3/8	NPT1/2

(4) Hexagon flat-to-flat specification
 U: Hexagon flat-to-flat inch spec. (NPT)
 No code: Hexagon flat-to-flat mm spec.

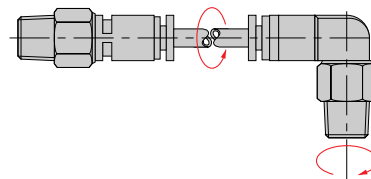
Usage Notes

⚠ Caution

- The Rotary Joint is small-sized and lightweight because of the combination of an ultra-thin ball bearing and a slide bearing. Therefore, use it in such a way as to minimize the radial load. For applications involving violent movement you are advised to use a urethane tube with the Rotary Joint.

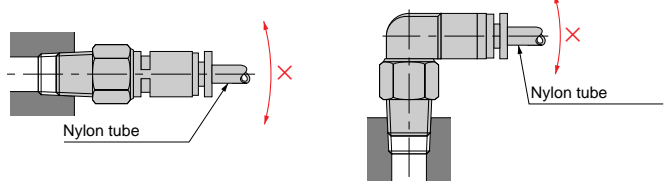


● Example of Combination



- Combined with straight and elbow-type joints, the Rotary Joint can handle three-dimensional movements.

● Applications Not Recommended



- Use a urethane tube for tube movements as shown in the above diagram.

⚠ Detailed Safety Instructions

Before using the PISCO device, be sure to read the "Safety Instructions", "Common Safety Instructions for Products Listed in this Manual" on page 23~24 and "Common Safety Instructions for Quick-Fitting Joint" on page 29~31.

⚠ Caution

- Employ usage in which the radial load becomes a minimum. Radial load can shorten the life of your Rotary Joint.
- Use a urethane tube where violent swinging is involved. Nylon tube or other hard tubes may increase radial load.