

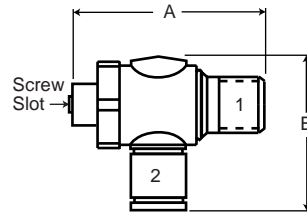
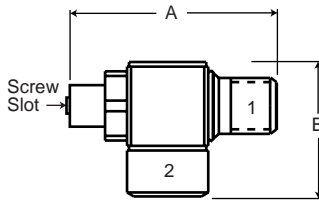
# Flow Control

## Features

- Available in *Metered-in* and *Metered-out* styles
- Low Profile
- Screwdriver adjustment slot
- Standard NPTF thread with sealant
- Available with push-to-connect style output fittings



The Polyconn banjo flow control is ideal for air cylinder speed control. Use in applications requiring control of fluids in only one direction (allowing free flow in the opposite direction).

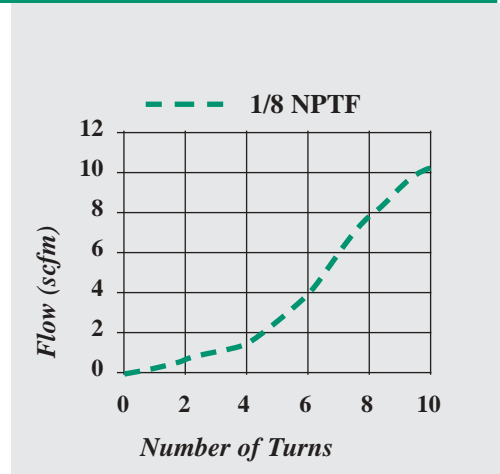
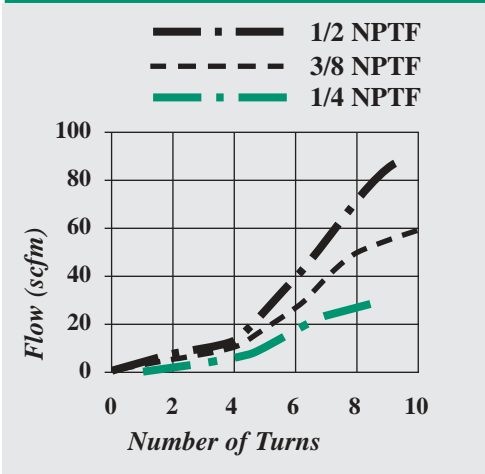


## Specifications

Product	Operating Pressure (psi)	Temp. Range	Media	
<b>Banjo Flow Control</b>	15 to 150	-15° to +160°F	Air and liquids compatible with materials of construction	
Part Number	OAL A	Banjo B	1	2
<b>Metered OUT (flow path 1-2)</b>				
<b>PCBFC- 2</b>	1.26	1.05	1/8 NPTF (M)	1/8 NPTF (F)
<b>4</b>	1.61	1.30	1/4 NPTF (M)	1/4 NPTF (F)
<b>6</b>	1.85	1.61	3/8 NPTF (M)	3/8 NPTF (F)
<b>8</b>	2.28	1.82	1/2 NPTF (M)	1/2 NPTF (F)
<b>PCBFC- 2P</b>	1.26	1.33	1/8 NPTF (M)	1/4 PUSH-IN
<b>4P</b>	1.61	1.50	1/4 NPTF (M)	1/4 PUSH-IN
<b>6P</b>	1.85	1.73	3/8 NPTF (M)	3/8 PUSH-IN
<b>Metered IN (flow path 2-1)</b>				
<b>PCBFC- 2R</b>	1.26	1.05	1/8 NPTF (M)	1/8 NPTF (F)
<b>4R</b>	1.61	1.30	1/4 NPTF (M)	1/4 NPTF (F)
<b>PCBFC- 2RP</b>	1.26	1.34	1/8 NPTF (M)	1/4 PUSH-IN
<b>4RP</b>	1.61	1.50	1/4 NPTF (M)	1/4 PUSH-IN
<b>6RP</b>	1.61	1.57	1/4 NPTF (M)	3/8 PUSH-IN

All measurements in inches

## Flow Characteristics



Graphs shown illustrate, by porting option, the flow vs. turns of the Polyconn banjo flow control valves.

## Ordering Information

### Banjo Flow Control

Part No.	Input	Output	Pkg	Part No.	Input	Output	Pkg
<b>PCBFC-2</b>	1/8 NPTF (M)	1/8 NPTF(F)	1	<b>PCBFC-2RP</b>	1/8 NPTF (M)	1/4 PI	1
<b>PCBFC-4</b>	1/4 NPTF (M)	1/4 NPTF(F)	1	<b>PCBFC-4RP</b>	1/4 NPTF (M)	1/4 PI	1
<b>PCBFC-6</b>	3/8 NPTF (M)	3/8 NPTF(F)	1	<b>PCBFC-6RP</b>	1/4 NPTF (M)	3/8 PI	1
<b>PCBFC-8</b>	1/2 NPTF (M)	1/2 NPTF(F)	1				
<b>PCBFC-2P</b>	1/8 NPTF (M)	1/4 PI	1	■ To order standard product use part number listing.			
<b>PCBFC-4P</b>	1/4 NPTF (M)	1/4 PI	1	■ All banjo flow control valves are sold individually.			
<b>PCBFC-6P</b>	3/8 NPTF (M)	3/8 PI	1	■ Contact factory for optional seals.			
<b>PCBFC-2R</b>	1/8 NPTF (M)	1/8NPTF(F)	1	■ Contact factory for adjustment knob information.			
<b>PCBFC-4R</b>	1/4 NPTF (M)	1/4NPTF(F)	1				

## Installation Torque

Product Group	Connector (NPTF)	Max. Lbs/Ft
<b>Pilot Operated Check Flow Control (banjo) Pressure Regulator</b>	1/8	11
	1/4	14
	3/8	22
	1/2	29

Excessive torque could cause damage to internals. Installation will require component to be hand tightened and wrench tightened according to the **Installation Torque** information (left). NPT male threads are precisely manufactured to industry standards and should be assembled to correctly sized NPT female threads (tape or thread sealant recommended).